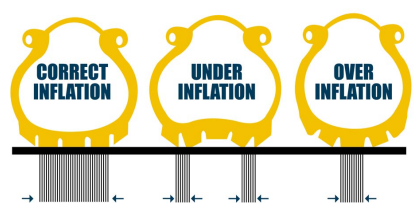

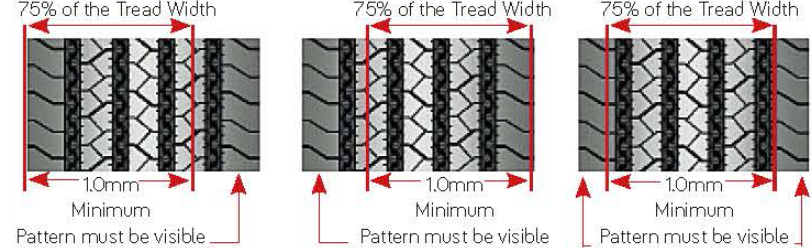
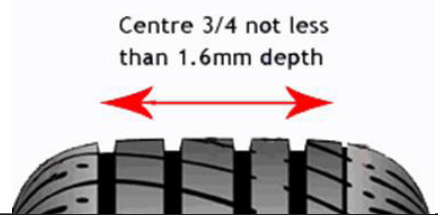










Tyre Inspection Information Sheet

| Subject | Explanation | Action | Example |
|--|---|--|--|
| TYRE PRESSURE | Tyres should have sufficient pressure to support the load carried. | Report for any required rectification as soon as possible. If tyres are flat VOR the vehicle. |  |
| TRUCK - LOW TREAD DEPTH (Over 3500kgs GVW) | The tyre should have a minimum of 1mm across 75% of the tread width around the entire circumference. Remaining tread visible. | Tyres under 3mm, report for replacement (or regrooving). Tyres under 1mm, VOR the vehicle. |   |
| CAR / VAN - LOW TREAD DEPTH | The tyre should have a minimum of 1.6mm tread in the central 75% of the tread width around the entire circumference. | Tyres under 2mm, report for replacement. Tyres under 1.6mm, VOR the vehicle. |  |
| FEATHERED WEAR | The edge of the tread blocks are feathered and more evident on one side than the other. | If legal, report for turn on rim or reposition. Report for vehicle alignment check. |  |
| SLOPED WEAR | Smooth wear sloping from one side of the tread to the other. | If legal, report for turn on rim or reposition. |  |

| Subject | Explanation | Action | Example |
|--|--|--|---|
| EXPOSED CORDS | No cords or fabrics should be exposed anywhere on the tyre. | Report & VOR the vehicle. |  |
| CUTS IN THE TYRE REACHING THE CORD | These can't be any greater than 25mm or 10% of the tyre section width, whichever is greater. | If exceeded, report & VOR the vehicle. If less, report for repair. |  |
| RUBBER ONLY CUTS | These are ok as long as there are no cords exposed or the cuts do not reach the cords. | If in doubt, refer to service provider. |  |
| SIDEWALL KERBING | Sidewall of tyre is scuffed and in severe situations the cords are exposed. | If cords are exposed VOR the vehicle. If the abrasion is rubber only, report for turn on rim or reposition. |  |
| TYRE BULGES | There should be no bulges in any part of the tyre, as this is a likely failure of the structure. | Report & VOR the vehicle. |  |
| OBJECTS TRAPPED BETWEEN TWINNED TYRES | There should be no foreign objects trapped between twinned tyres. | Report & VOR the vehicle. Danger: Do not remove the object. |  |

This document is provided for guidance. Please refer to 'Construction & Use Regulations' as a definitive.
If ever in doubt, report the tyre and seek professional advice.

Issue Number: 01
Issue Date: 22JAN21